

The importance of radiation pressure in the launching of jets

M. J. Church^{1,2}*, N. K. Jackson¹ and M. Bałucińska-Church^{1,2}

¹ School of Physics and Astronomy, University of Birmingham, Birmingham B15 2TT, UK

² Astronomical Observatory, Jagiellonian University, ul. Orła 171, 30-244, Cracow, Poland

Abstract Based on the results of applying the extended ADC emission model to three Z-track sources: GX 340+0, GX 5–1 and Cyg X-2, we propose an explanation of the Z-track sources in which the Normal and Horizontal Branches are dominated by the increasing radiation pressure of the neutron star. The emitted flux becomes several times super-Eddington at the Hard Apex and Horizontal Branch and we suggest that the inner accretion disk is disrupted by this and that part of the accretion flow is diverted vertically. This position on the Z-track is exactly the position where radio emission is detected showing the presence of jets. We thus propose that high radiation pressure is a necessary condition for the launching of jets. We also show that flaring must consist of unstable nuclear burning and that the mass accretion rate per unit emitting area of the neutron star \dot{m} at the onset of flaring agrees well with the critical theoretical value at which burning becomes unstable.

Key words: physical data and processes: acceleration of particles — physical data and processes: accretion: accretion disks — stars: neutron — stars: individual: GX 340+0, GX 5-1, Cyg X-2 — X-rays: binaries

1 INTRODUCTION

The Z-track sources are the brightest group of Galactic low mass X-ray binaries (LMXB) containing a neutron star persistently emitting at the Eddington luminosity or several times this. The sources trace out a Z-shape in hardness-intensity (Hasinger et al. 1989) clearly showing that strong physical changes take place, probably at the inner disk and neutron star, but a convincing explanation of the Z-track phenomenon does not exist. The majority of LMXB are of the Atoll class which show somewhat different shapes in hardness-intensity which are also not understood, and neither is the relation between the two classes making our understanding of LMXB very incomplete.

Moreover, it is well-known that the Z-track sources are detected as radio emitters, but in one branch only, the horizontal branch. Not only is radio detected, but striking results from the VLA show the release of a massive radio condensation from the source Sco X-1 (Fomalont et al. 2001). Because radio is detected essentially in one branch only, the sources offer the possibility of determining the conditions found in this branch distinguishing it from the other two branches, and so finding the conditions necessary for jet formation.

Possible ways of understanding the Z-track sources are by theoretical approaches, timing studies or spectral studies. A theoretical model for the Z-track sources was produced by Psaltis et al. (1995) based on a magnetosphere of the neutron star and the changing properties and geometry of this as the mass accretion rate changed. However, the model assumed that the Comptonized emission observed in the spectra (of all LMXB) originated in a small central region close to the neutron star, and this is inconsistent with our more recent measurements of Comptonizing region size (Church & Bałucińska-Church 2004, below).

Extensive timing studies have been made to investigate QPO variations around the Z-track (e.g. van der Klis et al. 1987), but this has not revealed the nature of the Z-track. Previous spectral fitting has applied the

* E-mail: mjc@star.sr.bham.ac.uk

Eastern model (Done et al. 2002, Agrawal & Sreekumar 2003; di Salvo et al. 2002) which assumes the X-ray emission consists of disk blackbody emission plus non-thermal emission from a small central Comptonizing region. However, our work over a period of 10 years with the dipping class of LMXB provides strong evidence that the source of Comptonized emission, the ADC, is very extended, typically having a radial extent that is 15% of the accretion disk size, but increasing with source luminosity, and this is inconsistent with the Eastern model. As a result we have proposed the “extended ADC” emission model consisting of blackbody emission from the neutron star plus Comptonized emission from an extended ADC (Church Bałucińska-Church 1995). Moreover, the pattern of parameter changes obtained by fitting the Eastern model to the Z-track sources is not very easy to interpret and does not immediately suggest a convincing physical explanation. Thus in the present work, we take the approach of applying the extended ADC model for the first time to the Z-track sources and we present the results of applying this model to the sources GX 340+0, GX 5-1 and Cygnus X-2.

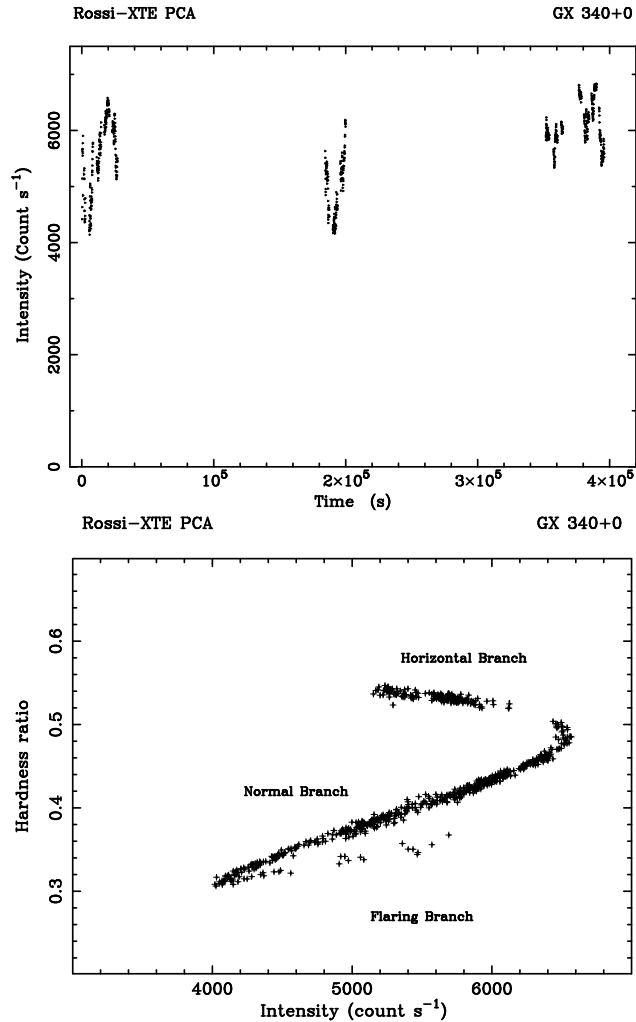


Fig. 1 Top: Background-subtracted and deadtime-corrected PCA light curve of the 1997 September observation of GX 340+0 with 64 s binning. Bottom: the corresponding variation of hardness ratio (7.3–18.1 keV)/(4.1–7.3 keV) with intensity.

2 OBSERVATIONS AND ANALYSIS

We analysed the *Rossi-XTE* observation of GX 340+0 made on 1997 September lasting 400 ksec, the 1998 November observation of GX 5–1 spanning 95 ksec and the 235 ksec 1997 June/July observation of Cygnus X-2. Data from both the proportional counter array (PCA: 2–60 keV) and the high energy X-ray timing experiment (HEXTE: 15–250 keV) were used. Analysis was carried out using the standard *RXTE* software *FTOOLS* 5.3.1. The background-subtracted, deadtime corrected PCA lightcurve for GX 340+0 is shown in Fig. 1 (upper panel). A hardness ratio was defined as the ratio of the intensities in the bands 7.3–18.5 keV and 4.1–7.3 keV, and the hardness-intensity diagram is shown in the lower panel of Fig. 1. Spectra were extracted corresponding to 10 positions about equally spaced along the Z-track by defining for each narrow ranges of hardness ratio (0.01 wide) and intensity (100 c s^{-1} wide). Good time interval files (GTI) for each selection were also used to extract HEXTE spectra, and simultaneous fitting of the PCA and HEXTE data at each position of the Z-track carried out applying the extended ADC model. Analysis of the observations of GX 5-1 and Cyg X-2 were carried out in the same way, and results of spectral fitting are given below.

3 RESULTS

The Z-track shown in Fig. 1 clearly shows the three branches: the horizontal branch (HB), normal branch (NB) and flaring branch (FB), these branches corresponding to particular sections of the lightcurve: for example, the strong flaring in the early part of the observation provides the FB. Based to some extent on a multi-wavelength campaign on Cyg X-2 (Hasinger et al. 1990), there has been a widely-held view that the changes taking place along the Z-track are in some way driven by a mass accretion rate \dot{M} that increases monotonically in the direction HB-NB-FB. We note at this stage that this appears inconsistent with an X-ray intensity that *decreases* moving on the normal branch in this direction.

The spectral fitting results were very robust partly as a result of the high-quality data with typically 1 million counts in each spectrum. It was also clear that the use of the extended ADC model not only provided very good fits, but also results that could be easily interpreted in a straightforward way. We present firstly the results for the neutron star blackbody emission which is described by the temperature kT_{BB} and the blackbody radius R_{BB} which provides the emitting area. Figure 2 (left) shows kT_{BB} for all three sources in the upper panel and R_{BB} in the lower panel.

A clear pattern of systematic variation is evident. In all three sources the temperature is lowest at ~ 1.3 keV at the soft apex of the Z-track, i.e. the apex between the normal branch and flaring branch, suggesting that the mass accretion rate \dot{M} is lowest. At this position R_{BB} is maximum and 10–12 km in all sources, having a mean value of 11.4 ± 0.6 km at 90% confidence suggesting that the whole neutron star is emitting, and on this assumption, the analysis provides a measurement technique for the neutron star radius. We thus propose that the soft apex is a quiescent state of the sources.

Next in Fig. 2 (right), we show the individual luminosities of the neutron star blackbody and the Comptonized emission of the ADC for all three sources as a function of the total 1–30 keV luminosity. Concentrating on the Comptonized emission in GX 340+0, it can be seen that this is the dominant emission component, ten times more luminous than the blackbody, and that as the source moves up the Z-track from the soft apex to the hard apex between the normal branch and horizontal branch, this component doubles in luminosity. The X-ray intensity also, of course, increases by a similar factor and we suggest therefore that the mass accretion rate is increasing in this direction *contrary* to the widely-held view that \dot{M} increases monotonically round the Z-track in the direction HB-NB-FB (Priedhorsky et al. 1986). For further discussion of this point see Church et al. (2006). Our suggested increase of \dot{M} is consistent with the observed increase of blackbody temperature as more accretion reaches the surface of the neutron star. On the horizontal branch the luminosity of the Comptonized emission falls almost back to its initial value. All three sources exhibit the same behaviour and it is remarkable that all three sources lie on the same line in the lower panel of Fig. 3 indicating that the luminosity of the ADC emission is simply the same function of \dot{M} (i.e. the total luminosity) in all sources. The blackbody luminosity in the upper panel of Fig. 3. does not vary greatly on the NB and HB because of the combined effects of changes in R_{BB} and kT_{BB} but increases in flaring as discussed below.

The blackbody temperature increase by a factor of two means that T^4 increases by nearly an order of magnitude. Because of the decrease in R_{BB} as the source moves from the soft to the hard apex, we consider

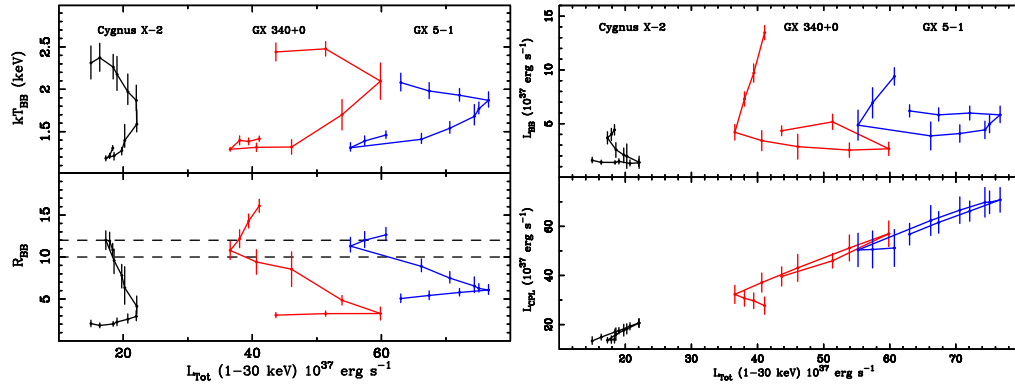


Fig. 2 Left: blackbody temperature (upper panel) and radius (lower panel) as a function of the total luminosity; right: the individual luminosities of the neutron star blackbody (upper panel) and of the Comptonized ADC emission as a function of the total luminosity (lower panel).

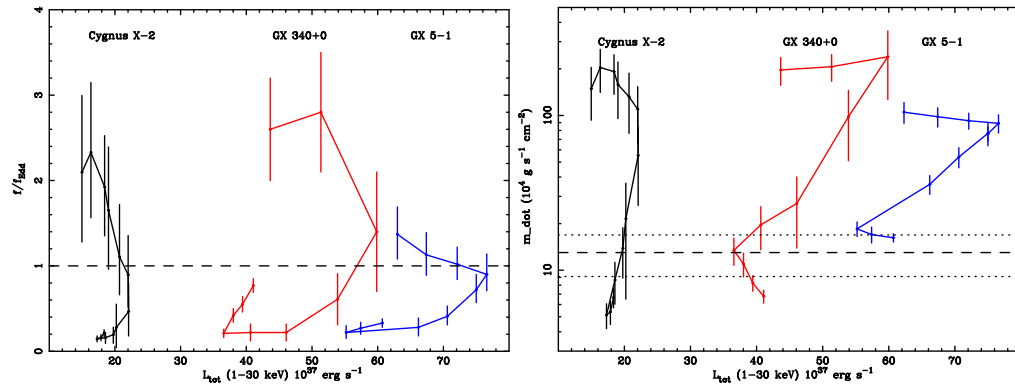


Fig. 3 Left: flux of the emitting part of the neutron star as a fraction of the Eddington flux (see text), right: mass accretion rate per unit emitting area of the neutron star \dot{m} .

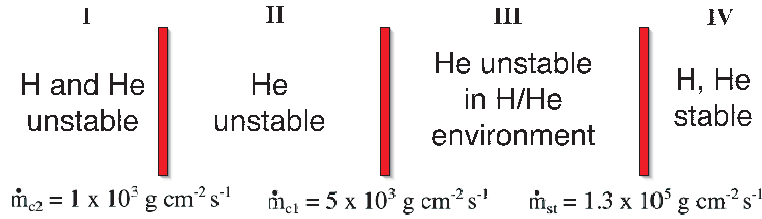


Fig. 4 The four régimes of stable or unstable nuclear burning from Bildsten (1998), showing the critical values of \dot{m} that demarcate the régimes.

the change in radiation pressure, not in terms of the Eddington luminosity, but in terms of the emitted flux of the neutron star. At the hard apex the emitting area is reduced to an equatorial belt on the neutron star and in Fig. 3 (left) we show the emitted flux f as a fraction of the Eddington flux $f_{\text{Edd}} = L_{\text{Edd}}/4\pi R^2$, where R is the radius of the neutron star assumed to be 10 km. In all three sources this ratio rises from low values at the soft apex $\sim 20\%$ to super-Eddington values at the hard apex and on the horizontal branch. However,

these are exactly the positions at which radio emission is detected indicating the presence of jets, and so we propose that high radiation pressure plays a major role in launching the jets, by disrupting the inner disk and diverting accretion flow into the vertical direction (Sect. 4). In a more detailed discussion (Church et al. 2006), we show that the reduction in blackbody radius is consistent with this disruption.

In flaring, the luminosity of the Comptonized emission essentially does not change (Fig. 2) so that \dot{M} is constant and we can conclude that the strong increase of intensity in flaring must be due to unstable nuclear burning and cannot be due to an increase of \dot{M} , resolving a longterm controversy on this issue. In the theory of unstable nuclear burning (Fujimoto et al. 1981; Fushiki & Lamb 1987; Bildsten 1998; Schatz et al. 1999) the physical conditions in the atmosphere of the neutron star depend on the mass accretion rate per unit area \dot{m} , i.e. \dot{M} divided by the emitting area. In Fig. 3 (right) we compare \dot{m} at the soft apex where flaring begins with the critical theoretical value of \dot{m} (Bildsten 1998) which demarcates the régime of unstable He burning in a mixed H/He environment from the régime of stable H and He burning at higher values of \dot{m} . Bildsten's estimated uncertainties of $\pm 30\%$ are shown as dotted lines. It is clear that in all three sources the measured \dot{m} agrees with the critical value, and we propose that as the sources descend the normal branch burning proceeds smoothly until at the soft apex it becomes unstable at which point flaring immediately begins. During unstable burning it is the emission of the neutron star that increases (Fig. 3 right, upper panel) providing the increase in total luminosity at constant \dot{M} . It can also be seen from Fig. 2 (left, lower panel) that there may be an increase in blackbody radius in strong flaring as seen in GX 340+0 beyond the radius of the neutron star, i.e. to 15–20 km. Such values have been obtained previously and may represent an effect similar to radius expansion in the burst sources.

4 DISCUSSION

We have shown that application of the extended ADC emission model for LMXB provides good fits to the spectra of three Z-track sources at all positions along the Z-track. Moreover, the physical interpretation of the results is straightforward and strongly suggests an explanation of the Z-track phenomenon, unlike use of the Eastern model in which interpretation does not suggest a clear physical model. Our explanation of the Z-track is that the soft apex is the lowest luminosity state of the source with minimum \dot{M} , with emission taking place from the whole neutron star which has its lowest temperature. On the normal branch, the increase of intensity and ADC luminosity suggest an increase of \dot{M} leading to a heating of the neutron star and a strong increase in radiation pressure close to the neutron star. We suggest that this has a strong effect on the inner accretion disk causing disruption of the disk. The horizontal effect will not directly remove matter from the disk, but because the unperturbed height of the inner disk in LMXB at these luminosities greater than 10^{38} erg s⁻¹ is typically 50 km, the radiation pressure can also act in a direction close to vertical blowing away material from the upper layers of the disk. For the strongly super-Eddington fluxes that we measure close to the equatorial emitting zone of the neutron star the effects can be very strong, and we propose that a substantial fraction of the mass accretion rate flowing radially inwards in the disk is diverted vertically upwards and is ejected from the system as massive blobs of plasma forming the jets above and below the disk.

Thus we propose that high radiation pressure is a *necessary* condition for jet formation (but may not necessarily be a sufficient condition). The possible collimating effect of the conical gaps in the inner accretion disk was previously suggested by Lynden-Bell (1978), and the importance of radiation pressure in jet formation was discussed by Bisnovatyi-Kogan & Blinnikov (1977) and Begelman & Rees (1984).

The results also provides strong evidence that the flaring branch consists of unstable nuclear burning and we obtain good agreement for the onset of the flaring branch with the theoretical boundary between stable and unstable burning.

5 CONCLUSIONS

We show that the radiation pressure of the emitting part of the neutron star is very strong at the hard apex and horizontal branch of the Z-track in three sources, exactly correlating with the parts of the Z-track where radio emission is observed showing the presence of jets, and we suggest that strong radiation pressure is a necessary condition for jet formation.

Acknowledgements This work was supported by the UK Particle Physics and Astronomy Research Council (PPARC) and by the Polish Committee for Scientific Research (KBN) under grant no. KBN-1528/P03/2003/25.

References

- Agrawal V. K., Sreekumar P., 2003, MNRAS, 346, 933
 Begelman M. C., Rees M. J., 1984, MNRAS, 206, 209
 Bildsten L., 1998, in Proc NATO ASIC 515, The Many Faces of Neutron Stars, eds. R. Buccheri, J. van Paradijs, M. A. Alpar, Dordrecht-Kluwer, p.419
 Bisnovatyi-Kogan G. S., Blinnikov S. I., 1977, A&A, 59, 111
 Church M. J., Bałucińska-Church M., 1995, A&A, 300, 441
 Church M. J., Bałucińska-Church M., 2004, MNRAS, 348, 955
 Church M. J., Halai G. S., Bałucińska-Church M., 2006, A&A, 460, 233
 di Salvo T., Farinelli R., Burderi L. et al., 2002, A&A, 386, 535
 Done C., Życki P., Smith D. A., 2002, MNRAS, 331, 453
 Fomalont E. B., Geldzahler B. J., Bradshaw C. F., 2001, ApJ, 558, 283
 Fujimoto M. Y., Hanawa T., Miyaji S., 1981, ApJ, 247, 267
 Fushiki I., Lamb D. Q. 1987, ApJ, 323, L55
 Hasinger G., Priedhorsky W., Middleditch J., 1989, ApJ, 337, 843
 Hasinger G., van der Klis M., Ebisawa K., Dotani T., Mitsuda K. 1990, A&A, 235, 131
 Lynden-Bell D., 1978, Phys Scripta, 17, 185
 Psaltis D., Lamb F. K., Miller G. S., 1995, ApJ, 454, L137
 Priedhorsky W., Hasinger G., Lewin W. H. G. et al., 1986, ApJ, 306, L91
 Schatz H., Bildsten L., Cumming A., Wiescher M., 1999, ApJ, 524, 1014
 van der Klis M., Stella L., White N. E., Jansen F., Parmar A. N., 1987, ApJ, 316, 411

DISCUSSION

BOŻENA CZERNY: Are the timescales of flaring compatible with the timescales expected for unstable nuclear burning ?

MIKE CHURCH: The flaring timescale of a few thousand seconds appears to be compatible with calculations of the rate of spreading of unstable burning on the neutron star (see Bildsten: 1995, ApJ, 438, 852).

FILIPPO FRONTERA: How do you interpret the hard X-ray tails observed in these sources mainly during the horizontal branch ?

MIKE CHURCH: We have so far analysed little *SAX* data on these sources, but assuming the effect is not model-dependent, it is possible this is emission from the jets.

JIM BEALL: Assuming that radiation pressure alone will drive the jet, do you have an estimate of the jet velocity ?

MIKE CHURCH: No, unfortunately.

DANIELE FARGION: Maybe the jets are responsible for the super-Eddington luminosity by blazing at particular angles to the observer ?

MIKE CHURCH: Even when we think jets are not present, e.g. at the soft apex, the sources are substantially super-Eddington.